



GENERAL  
MEDICAL  
ADMISSIONS  
TREATMENT & RECOVERY

GENERAL MEDICAL  
ADMISSIONS

# BMI HEALTHCARE GENERAL MEDICAL ADMISSIONS SERVICE



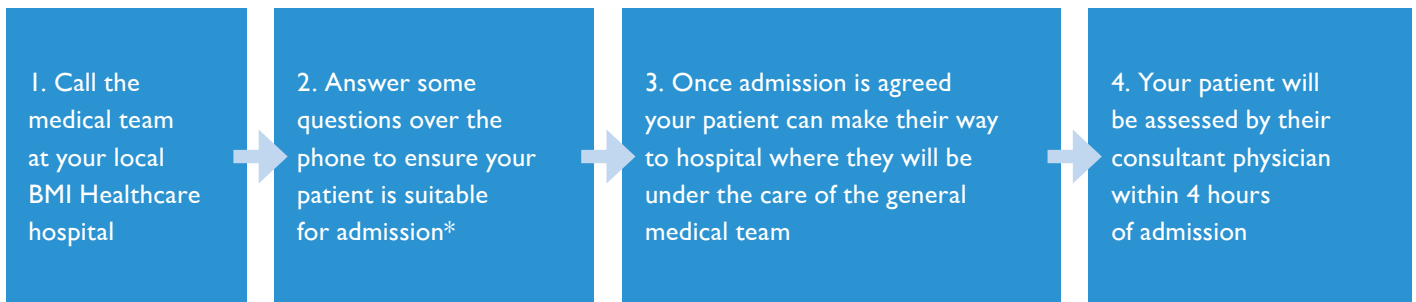
## GENERAL MEDICAL ADMISSIONS AT BMI HEALTHCARE

General Medical Admissions at BMI Healthcare offer patients the care they require with a round the clock treatment and recovery service from a multidisciplinary team of medical specialists.

Care home residents can often experience difficulties accessing the right care at the right time. Improving the clinical input into a home and tailoring care around the diverse needs of individual residents can improve the quality of care and quality of life for residents. BMI Healthcare's General Medical Admissions Service has been designed to remove the worry and concern around getting the right clinical support needed for residents. A smooth admissions process supported by consultant led specialist care enables residents to have the peace of mind that should they need admission BMI Healthcare will be there for them.



## FAST AND EFFICIENT ADMISSION PATHWAY



## BENEFITS OF THE SERVICE



Medical care and treatment for a broad range of conditions and illnesses



24/7 direct access and an efficient admission process avoiding a multi-step admission via A&E



Consultant led service backed up by a dedicated nursing team providing high quality, personalised care



Private en-suite bedroom providing a comfortable and pleasant overnight stay



Access to onsite imaging and diagnostics. Some hospitals also offer high acuity and back up care



Your patient's consultant and clinical team will work with them to ensure they are ready for discharge

\*We do not accept admissions for any person under the age of 18 years old. There are various medical conditions that we are unable to accept. A nurse will ask you questions over the phone to ensure it is suitable for your patient to be admitted into hospital.

## ADMISSION CRITERIA

Patients must meet a criteria to be admitted for this service.

Visit our website for a full list of inclusions and exclusions for admission.


INCLUSION CRITERIA:		EXCLUSION CRITERIA:	
Urinary Tract Infection (acute)	✓	Heart Failure+	✗
Course of IV Antibiotics	✓	Sepsis (diagnosed/ suspected)+	✗
Cellulitis (If Venous Doppler – Doppler Ultrasound needed) Reading /report within 24hrs	✓	Acute Neutropenic Sepsis (diagnosed/ suspected)+	✗
Stabilisation of upper and lower Bowel conditions	✓	Any person under the age of 18 years	✗
Simple Dehydration	✓	Patients who are known to be abusive, violent or threatening	✗
Diabetes management (for optimisation – excluding acute DKA)	✓	Psychiatric patients	✗
Electrolyte imbalance (moderate; non –acute)	✓	BMI >40 (or patients no more than 200kgs with correct equipment)	✗
Stable Renal patients	✓	Diagnosis of severe Dementia	✗
Dermatology patients	✓	Acute airway conditions/ Acute Lower Respiratory Tract Infection	✗
Stable patients requiring investigations	✓	Acute exacerbation of COPD / ASTHMA	✗
Wound infection (non-septic)	✓	Acute Cardiac	✗
Respite Care (elderly)	✓	Alcohol/Drug dependency	✗
Respite Care (post injury)	✓	Pregnancy (expectant mothers of 20 weeks or more gestation)	✗
Respite with Physio input i.e. paraplegic muscle strengthening	✓	Diagnosed or suspected Ectopic pregnancies / Obstetric patients	✗
Weakness and/ or lethargic - for investigations	✓	Acute GI tract bleed (symptoms would be vomiting fresh blood)	✗
Pre-surgical optimisation i.e. requiring carb loading / rehydration	✓	Hematemesis (within first four days of the acute phase)	✗
Debilitating disease requiring symptom or pain control / care e.g. Parkinson's disease (up to stage IV; Risk assessment required for all Stage V prior to admission)	✓	Melena stools (within first four days of the acute phase)	✗
Padgets Disease	✓	Oesophageal varices (could present as projectile vomiting of fresh blood)	✗
		Stroke (newly diagnosed)	✗
		Spinal Cord Injury (suspected or diagnosed)	✗

## BMI HEALTHCARE IS THE UK'S LARGEST PRIVATE HEALTHCARE PROVIDER



59

hospitals and treatment centres across the UK



1,600,000

outpatient visits per year



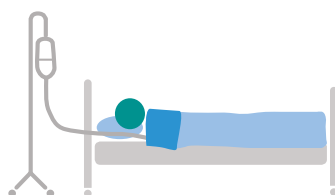
6,500+

Consultant specialists



c.9,000

employees<sup>1</sup>



328,709

in-patient visits per year



<sup>+</sup>Denotes acceptable criteria for BMI The Clementine Churchill Hospital, BMI The Alexandra Hospital and BMI Ross Hall Hospital. This is not the extensive criteria list. Upon admission, the clinician will ask you relevant questions to ensure patient admission is appropriate/ we can accept your patient. <sup>1</sup>Based on the average headcount for both full time and part time contracted staff.

## HIGH LEVELS OF CARE, QUALITY AND SATISFACTION



Based on 38,854 respondents rating very good or excellent August 2016



Based on 39,804 respondents rating very good or excellent July 2016



Based on 45,046 respondents extremely likely or likely to recommend friends and family to a BMI Healthcare hospital. Aug 2015 – Jul 2016

## DEDICATED MEDICAL TEAM

Over 50 expert consultants support the General Medicine service at different BMI Healthcare hospitals across the country.

The consultants are supported by a team of medical nurses and other healthcare professionals such as Occupational Therapist, Dieticians, and Discharge Wound Care Nurses providing quality and personalised care.



## PAYMENT OPTIONS

### Private medical insurance

Most medical insurers recognise our service and are likely to cover medical care and treatment. However your patient must liaise with their insurer directly beforehand to ensure they are covered by their policy.

### Patients can pay for themselves

We offer a pay for yourself package price which includes a daily fixed rate fee for accommodation and most medical care\*\*. Knowing the price upfront means your patient won't have to worry about the financials and can focus on what's important, getting better.

\*\* Our fixed price pay for yourself package includes accommodation, daily consultant visits, nursing care, low cost drugs and pathology, and access to some other healthcare professionals such as physiotherapists. The price does not include the initial consultant fee, imaging and diagnostics, high cost drugs and pathology, and consultations, care or treatment provided by other specialist consultants. For patients paying for themselves, we will ask for their credit card details upon admission to act as a holding deposit.

## FIND YOUR LOCAL HOSPITAL

BMI Healthcare's General Medical Admission service is currently available at 17 sites across the UK. Simply call your local hospital or visit our General Medical Admissions website for more information and to make an admission.



### BMI THE ALEXANDRA HOSPITAL

Cheadle, Manchester  
T 0800 029 4342



### BMI THE PRINCESS MARGARET HOSPITAL

Windsor, Berkshire  
T 0800 029 4361



### BMI THE CHAUCER HOSPITAL

Canterbury, Kent  
T 0800 029 4344



### BMI THE RUNNYMEDE HOSPITAL

Chertsey, Surrey  
T 0800 029 4362



### BMI HENDON HOSPITAL

Hendon, London  
T 0800 029 4350



### BMI THORNBURY HOSPITAL

Sheffield, South Yorkshire  
T 0800 029 4347



### BMI MOUNT ALVERNIA HOSPITAL

Guildford, Surrey  
T 0800 029 4360



### BMI THE CAVELL HOSPITAL

Enfield, London  
T 0800 029 4349



### BMI ROSS HALL HOSPITAL

Glasgow  
T 0800 029 4365



### BMI FAWKHAM MANOR HOSPITAL

Longfield, Kent  
T 0800 029 4345



### BMI THE SLOANE HOSPITAL

Beckenham, Kent  
T 0800 029 4346



### BMI THE KINGS OAK HOSPITAL

Enfield, London  
T 0800 029 4349



### BMI THE BLACKHEATH HOSPITAL

Blackheath, London  
T 0800 029 4340



### BMI THE PRIORY HOSPITAL

Edgbaston, Birmingham  
T 0800 029 4363



### BMI THE CLEMENTINE CHURCHILL HOSPITAL

Harrow, Middlesex  
T 0800 029 4348



### BMI SHIRLEY OAKS HOSPITAL

Croydon, Surrey  
T 0800 029 4341



### BMI THE HIGHFIELD HOSPITAL

Rochdale, Lancashire  
T 0800 029 4343

Please visit the website for the most up to date list of BMI Healthcare hospitals offering general medical admissions.

For more information please visit [www.bmihealthcare.co.uk/GM-GP](http://www.bmihealthcare.co.uk/GM-GP)



[www.bmihealthcare.co.uk](http://www.bmihealthcare.co.uk)

6117 0778 MKT LFT / CLI2.2016